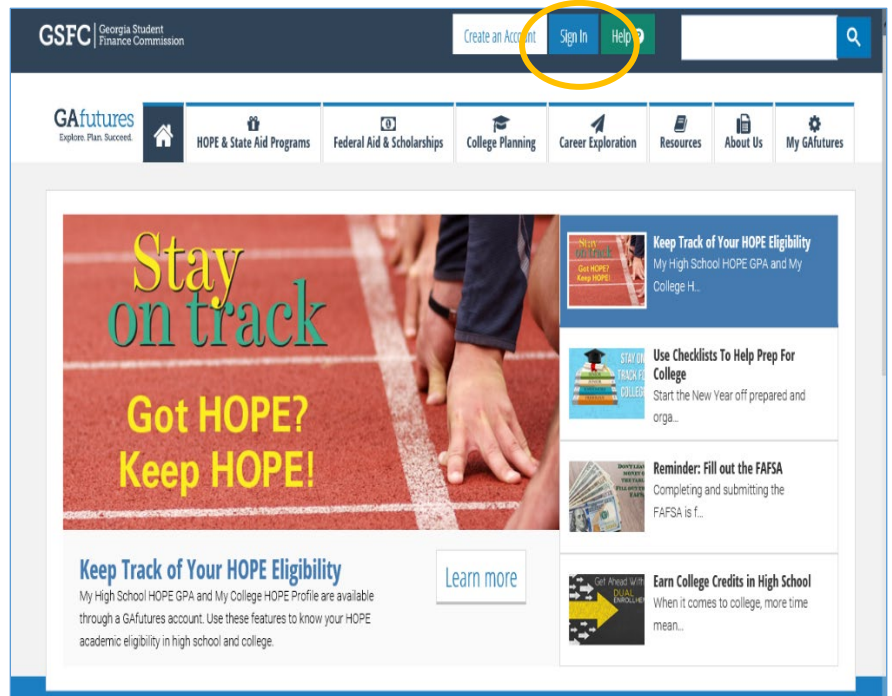


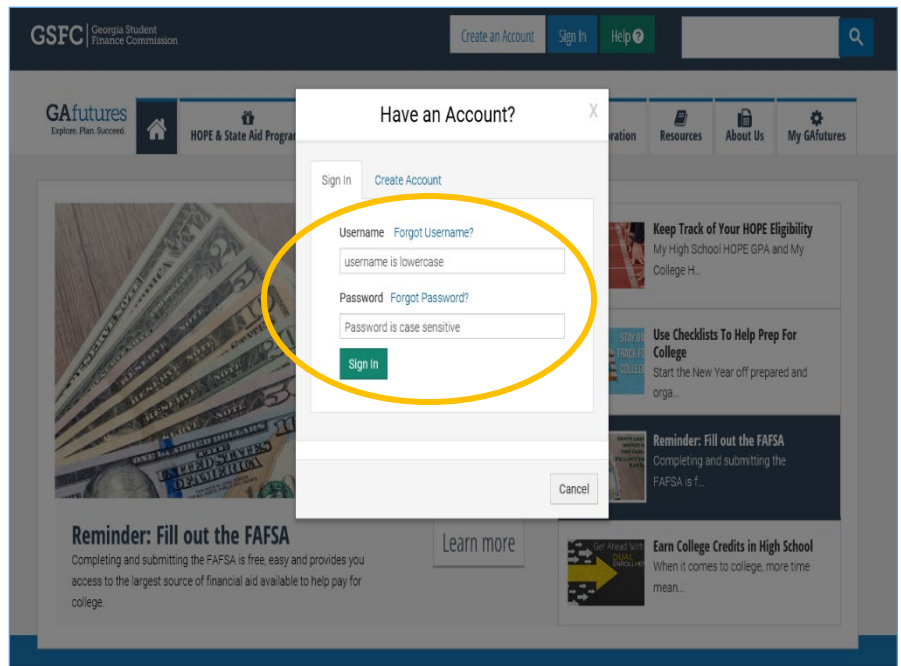
Step 1:

Select the **Sign In** option at the top of the GAfutures.org homepage.



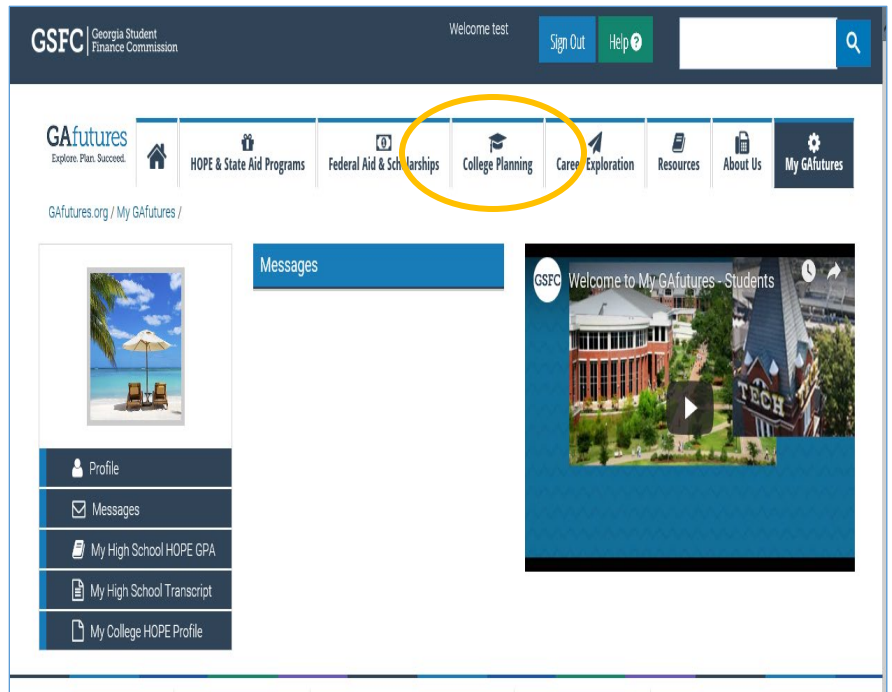
Step 2:

Enter your **Username and Password information**, then select **Sign In**.



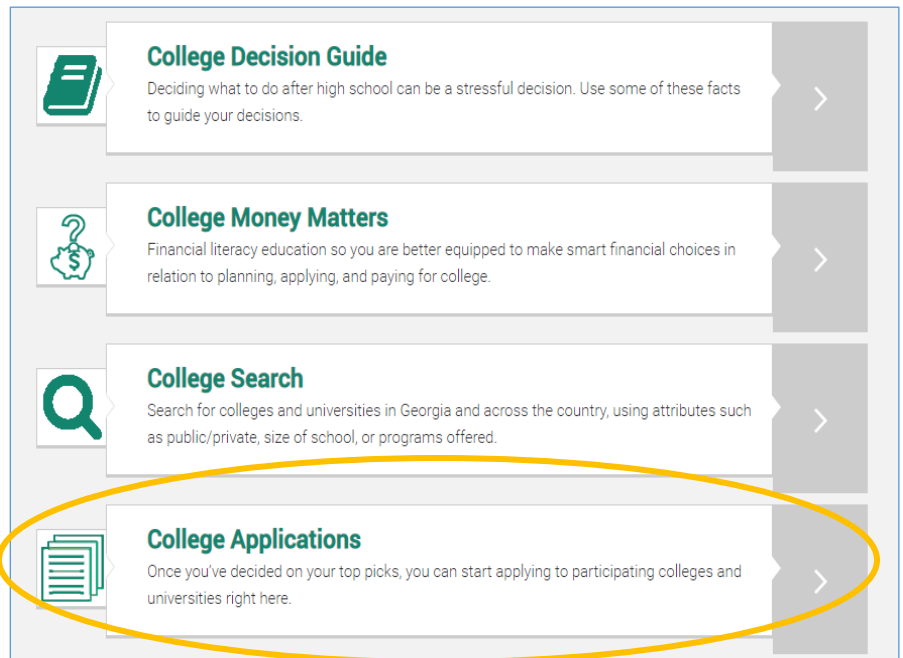
Step 3:

College information and applications can be found within the **College Planning** tab.



Step 4:

College Applications can be completed by selecting the **College Applications** option.



Step 5:

Once you click the College Application tab the START A NEW APPLICATION screen will appear. The start a new application screen will allow you to do the following

- Save and continue previously started applications.
- Apply to in State and Out-of- State schools.

Note: To locate schools outside of the state of Georgia please select the state you are interested in from the drop down.



College Applications

START A NEW APPLICATION

ALL SCHOOLS

Keyword search: GO

Browse alphabetically:

A	B	C	D	E	F	G	H	I	J	K	L	M
N	O	P	Q	R	S	T	U	V	W	X	Y	Z

All

In: GAfutures Statewide Schools

Postsecondary schools with online applications
GAfutures Statewide Schools: 76 schools found

Postsecondary School	Undergraduate	Graduate	International	Financial Aid
Abraham Baldwin Agricultural College	APPLY			
Agnes Scott College	APPLY			
Albany State University	APPLY			
Albany Technical College	APPLY			
Andrew College	APPLY			
Athens Technical College	APPLY			
Atlanta Metropolitan State College	APPLY			
Atlanta Technical College	APPLY			
Augusta Technical College	APPLY			
Augusta University	APPLY			
Barry College	APPLY			
Brenau University	APPLY			
Brewton-Parker College	APPLY			
Central Georgia Technical College	APPLY			
Chattahoochee Technical College	APPLY			
Clark Atlanta University	APPLY			